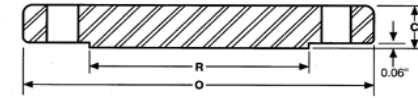
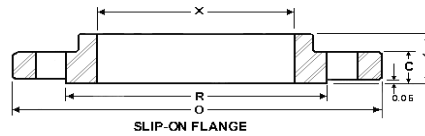
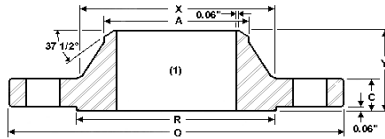


# INDUSTRY STANDARD CLASS 350 WN SLIP-ON & BLIND FLANGES



Nominal Size	Outside Diameter	Thickness			Diameter Raised face	Hub Diameter	Bore Slip-On	Length Thru Hub		Diameter Bolt Holes	Dia of Holes	Number of Bolt Holes	Weight (LBS)		
		Weld Neck	Slip On	Blind				WN	SO				WN	SO	Blind
	O				R	X	Y	Y							
26	32.75	2.50	2.50	2.75	29.50	27.88	26.25	5.00	4.50	30.63	1.13	28	245	225	580
28	34.75	2.50	2.50	2.88	31.50	29.88	28.25	5.00	4.50	32.63	1.13	28	260	250	750
30	37.00	2.63	2.63	3.00	33.75	32.13	30.25	5.25	4.75	34.88	1.13	32	305	295	890
32	39.00	2.75	2.75	3.25	35.75	34.13	32.25	5.50	5.00	36.88	1.13	36	340	325	1050
34	41.00	2.88	2.88	3.38	37.75	36.13	34.25	5.50	5.13	38.88	1.13	40	375	355	1225
36	43.75	3.13	3.13	3.63	40.25	38.50	36.25	6.30	5.63	41.50	1.25	40	480	465	1500
38	45.75	3.13	3.13	3.75	42.25	40.50	38.25	6.13	5.63	43.50	1.25	40	510	490	1700
40	47.75	3.25	3.25	4.00	44.25	42.50	40.25	6.25	5.88	45.50	1.25	44	540	530	1975
42	50.00	3.50	3.50	4.13	46.50	44.75	42.25	6.50	6.13	47.75	1.25	48	640	620	2225
44	52.75	3.75	3.75	4.38	48.88	46.75	44.25	6.75	6.75	50.25	1.38	44	760	760	2625
46	54.75	4.25	4.25	4.75	50.88	48.75	46.25	7.25	7.25	52.25	1.38	48	880	880	2950
48	56.75	4.25	4.25	4.75	52.88	50.75	48.25	7.25	7.25	54.25	1.38	48	920	920	3300
52	61.50	4.25			57.25	55.00	52.25	7.50		58.75	1.50	52	1075		
54	63.50	4.50	4.75		59.25	57.00	54.25	7.75	8.25	60.75	1.50	52	1200	1150	
60	69.50	4.50	5.00		65.50	63.00	60.25	8.00	8.50	66.75	1.50	60	1325	1450	
66	77.00	4.00			72.38	70.00	66.25	8.50		74.00	1.63	60	1675		
72	83.00	4.00			78.38	76.00	72.25	9.00		80.00	1.63	72	1850		

1. All dimensions are in inches
2. Can be furnished with flat face

3. Customer to specify bore dimension
4. Customer to specify hub at bevel dim.

***Large Diameter Flanges Through 260" Can Be Furnished.***

## Sumitec Int'l, Inc

Phone (877)-837-9618 Fax (866) 311-5335 email:sumitecsales@comcast.net

**We also Supply Carbon and Stainless Steel Buttweld Fittings and Pipes**